

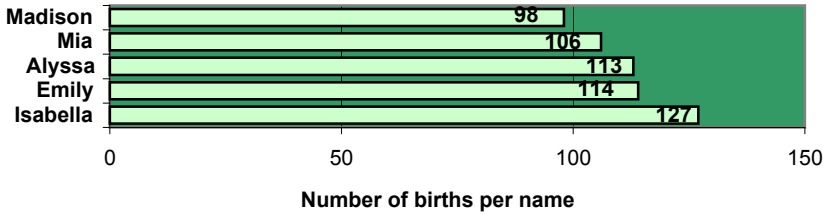
2006 VITAL STATISTICS NATALITY SUMMARY

BUREAU OF VITAL RECORDS AND HEALTH STATISTICS
 EPIDEMIOLOGY AND RESPONSE DIVISION
 NEW MEXICO DEPARTMENT OF HEALTH
 PUBLISHED OCTOBER 2007

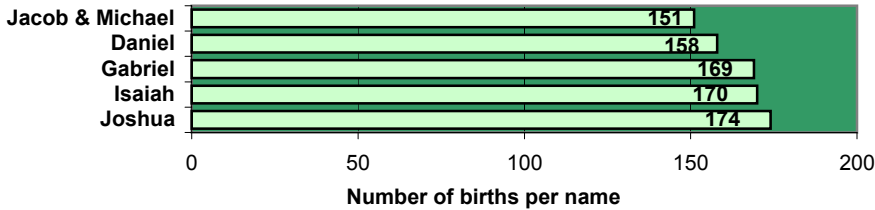


POPULAR BABY NAMES

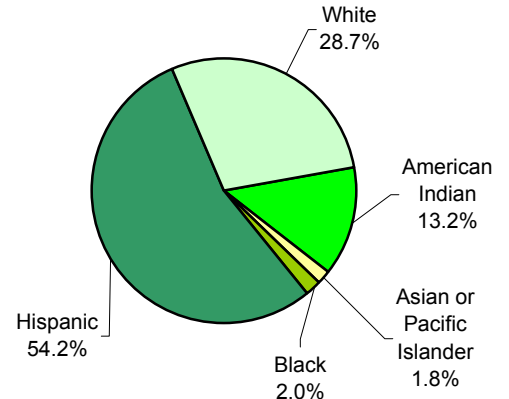
Top Five Girls' Names for 2006



Top Five Boys' Names for 2006



PERCENT OF LIVE BIRTHS BY MOTHER'S RACE/ETHNICITY 2006



NUMBER OF LIVE BIRTHS BY AGE AND RACE/ETHNICITY OF MOTHER 2006

Age Group	All Races*/Ethnicities	American Indian	Asian or Pacific Islander	Black	Hispanic	White
< 15 Years	61	6	0	2	46	7
15-17 Years	1,592	218	6	32	1,139	197
18-19 Years	3,035	451	22	73	1,933	556
20-24 Years	9,276	1,330	81	210	5,361	2,294
25-29 Years	7,848	923	138	140	4,080	2,566
30-34 Years	4,988	631	184	87	2,402	1,683
35-39 Years	2,494	304	90	44	1,032	1,024
40-44 Years	569	93	26	11	203	236
45-49 Years	47	5	2	0	11	29
50+ Years	1	0	0	0	1	0
All Ages**	29,918	3,961	549	599	16,212	8,594

*All Races/Ethnicities includes mothers of unknown and other races, not shown.

**All Ages includes mothers of unknown ages, not shown.

This report presents New Mexico resident data for birth events that occurred in 2006.

**NUMBER OF LIVE BIRTHS
BY MOTHER'S AGE, COUNTY OF RESIDENCE AND HEALTH REGION
2006**

RESIDENT COUNTY	<15 Years	15-17 Years	18-19 Years	20-24 Years	25-29 Years	30-34 Years	35-39 Years	40+ Years	All Ages*
NEW MEXICO	61	1,592	3,035	9,276	7,848	4,988	2,494	617	29,918
BERNALILLO	17	410	825	2,704	2,657	1,816	965	235	9,633
CATRON	0	0	5	4	15	2	1	0	27
CHAVES	0	76	132	349	282	120	50	6	1,015
CIBOLA	1	31	55	148	108	69	17	10	439
COLFAX	2	1	17	54	38	23	11	5	151
CURRY	4	47	113	340	237	102	48	6	897
DE BACA	0	2	2	9	3	1	1	0	18
DONA ANA	10	243	391	1,048	841	559	233	59	3,385
EDDY	2	59	100	276	181	88	43	14	763
GRANT	1	23	43	137	120	53	24	4	405
GUADALUPE	0	0	4	16	20	5	2	1	48
HARDING	0	1	1	1	1	1	1	0	6
HIDALGO	0	4	9	15	18	8	1	2	57
LEA	3	87	126	418	310	128	45	8	1,126
LINCOLN	0	12	20	69	52	39	15	6	213
LOS ALAMOS	0	3	6	24	39	54	41	11	178
LUNA	2	37	61	151	88	45	15	5	404
MCKINLEY	1	89	162	381	346	258	137	41	1,415
MORA	1	1	5	16	15	6	4	1	49
OTERO	1	34	74	320	255	117	50	6	857
QUAY	0	9	17	49	22	17	6	1	121
RIO ARRIBA	2	41	88	237	195	107	61	13	744
ROOSEVELT	1	34	37	129	76	38	17	1	333
SAN JUAN	3	95	219	795	552	326	165	33	2,188
SAN MIGUEL	0	21	36	146	91	53	26	9	382
SANDOVAL	1	58	109	378	418	275	165	42	1,446
SANTA FE	3	67	144	429	411	359	216	59	1,688
SIERRA	0	7	13	40	19	14	3	1	97
SOCORRO	1	13	39	100	61	42	15	4	275
TAOS	1	18	40	102	101	62	36	10	370
TORRANCE	0	7	31	54	40	26	17	3	178
UNION	2	1	4	9	15	6	0	2	39
VALENCIA	2	61	107	328	221	169	63	19	971
Health Region									
1 Northwest	8	334	652	2,030	1,645	1,097	547	145	6,459
2 Northeast	11	153	344	1,033	925	675	397	111	3,649
3 Bernalillo Cnty	17	410	825	2,704	2,657	1,816	965	235	9,633
4 Southeast	10	315	528	1,571	1,112	495	211	36	4,279
5 Southwest	15	380	686	1,938	1,509	905	374	90	5,898

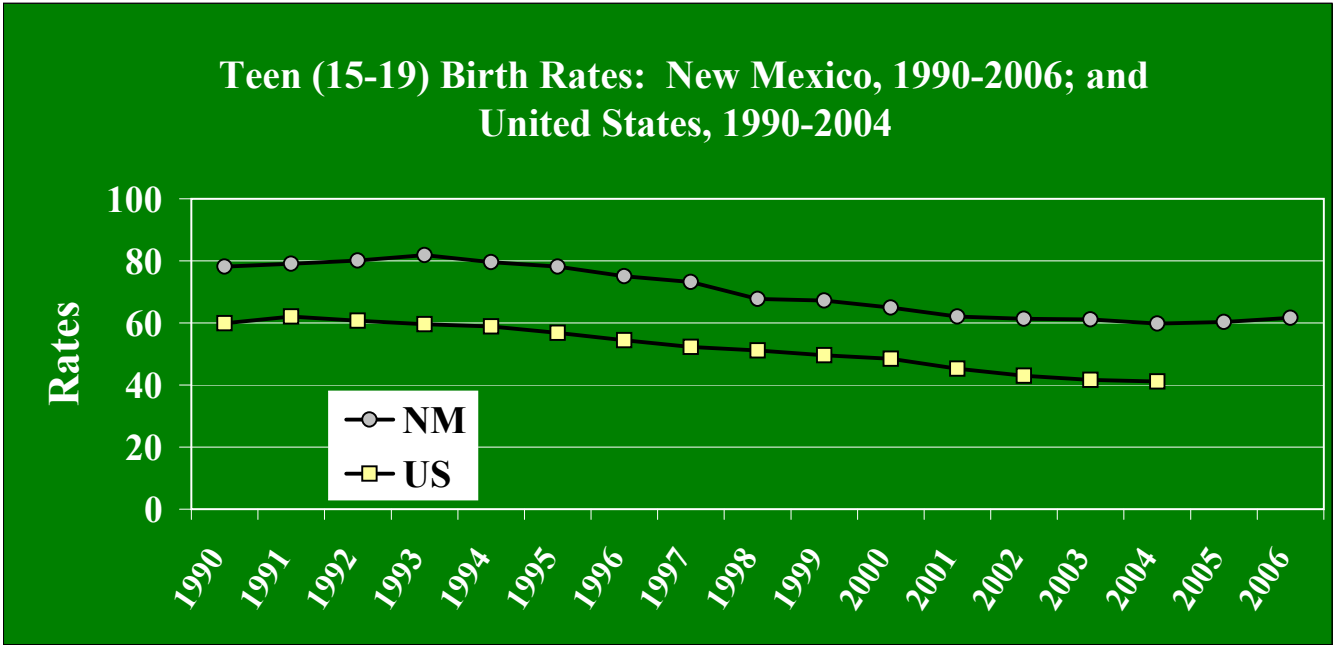
*All Ages includes unknown ages.

**BIRTH CHARACTERISTICS
BY MOTHER'S COUNTY OF RESIDENCE AND HEALTH REGION
2006**

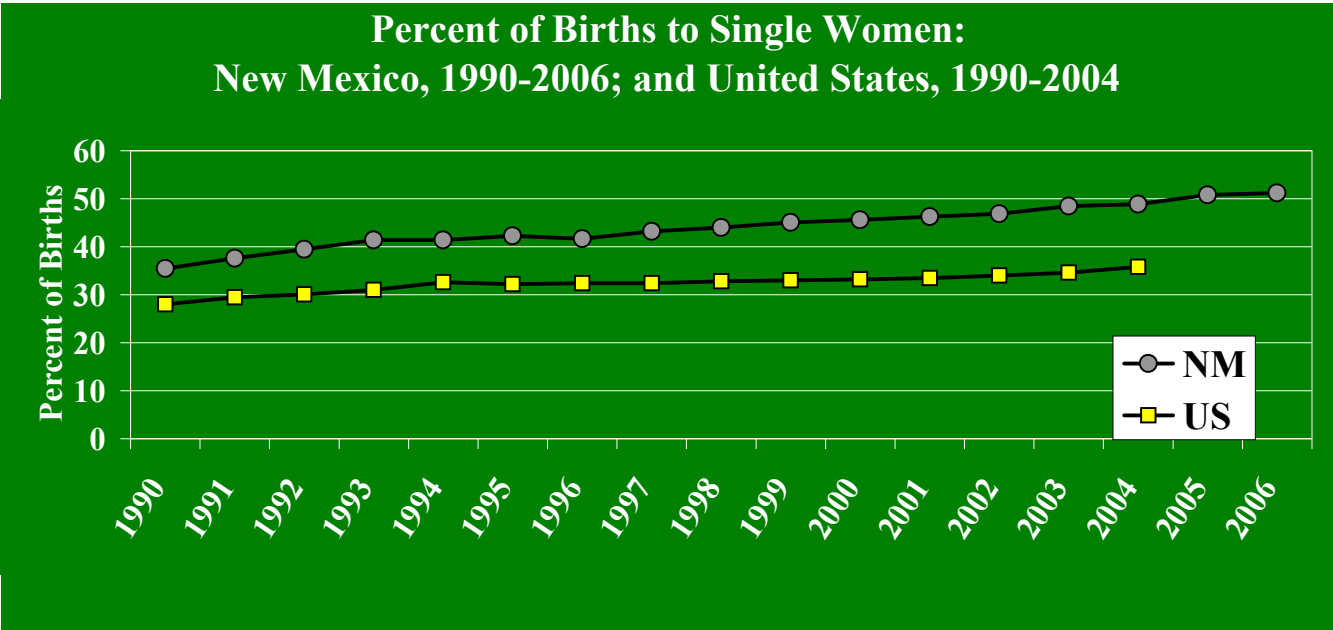
RESIDENT COUNTY	TOTAL BIRTHS	LOW OR NO PRENATAL CARE*	UNKNOWN PRENATAL CARE	LOW BIRTH WEIGHT**	BIRTHS TO SINGLE MOTHERS
NEW MEXICO	29,918	3,431	1,864	2,669	15,327
BERNALILLO	9,633	846	730	893	4,483
CATRON	27	1	1	2	11
CHAVES	1,015	132	17	85	570
CIBOLA	439	48	31	38	284
COLFAX	151	28	37	17	85
CURRY	897	90	87	79	396
DE BACA	18	1	1	0	9
DONA ANA	3,385	577	263	275	1,806
EDDY	763	55	19	66	389
GRANT	405	44	77	46	221
GUADALUPE	48	3	3	5	23
HARDING	6	1	0	0	3
HIDALGO	57	8	7	5	33
LEA	1,126	155	43	104	591
LINCOLN	213	30	5	23	103
LOS ALAMOS	178	11	0	19	30
LUNA	404	95	51	46	232
MCKINLEY	1,415	226	51	133	1,002
MORA	49	4	4	4	28
OTERO	857	90	41	68	326
QUAY	121	9	10	10	63
RIO ARRIBA	744	109	13	79	459
ROOSEVELT	333	43	41	23	163
SAN JUAN	2,188	389	26	156	1,220
SAN MIGUEL	382	37	33	53	246
SANDOVAL	1,446	136	93	116	673
SANTA FE	1,688	59	49	164	811
SIERRA	97	17	6	8	55
SOCORRO	275	31	9	21	160
TAOS	370	45	20	42	225
TORRANCE	178	17	19	11	100
UNION	39	5	0	2	15
VALENCIA	971	89	77	76	512
Health Region					
1 Northwest	6,459	888	278	519	3,691
2 Northeast	3,649	301	159	385	1,922
3 Bernalillo Cnty	9,633	846	730	893	4,483
4 Southeast	4,279	486	218	367	2,184
5 Southwest	5,898	910	479	505	3,047

NOTES: *Low or no prenatal care is defined as beginning care in the last trimester of pregnancy or having fewer than 5 prenatal visits.

**Low birth weight is defined as a birth of an infant weighing less than 2,500 grams.



Sources: U.S. Data: CDC, National Vital Statistics Reports. N.M. Data: Bureau of Vital Records and Health Statistics.
Rates are per 1,000 female population 15-19 years.



Sources: U.S. Data: CDC, National Vital Statistics Reports. N.M. Data: Bureau of Vital Records and Health Statistics.